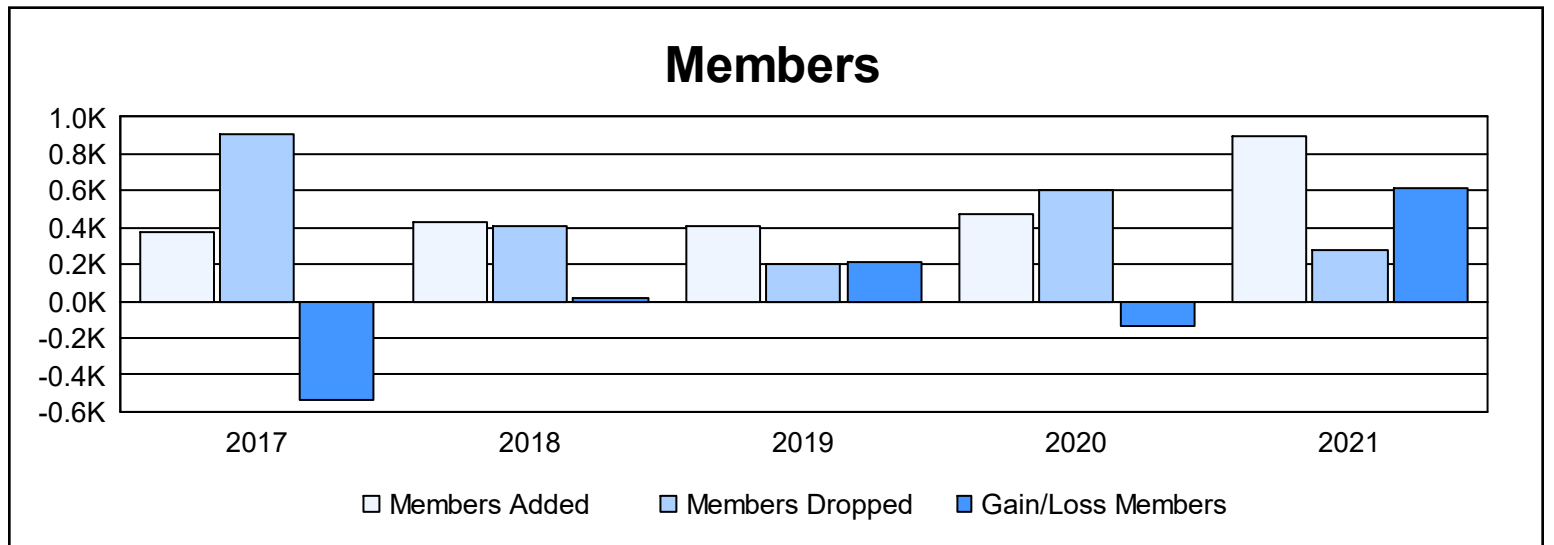
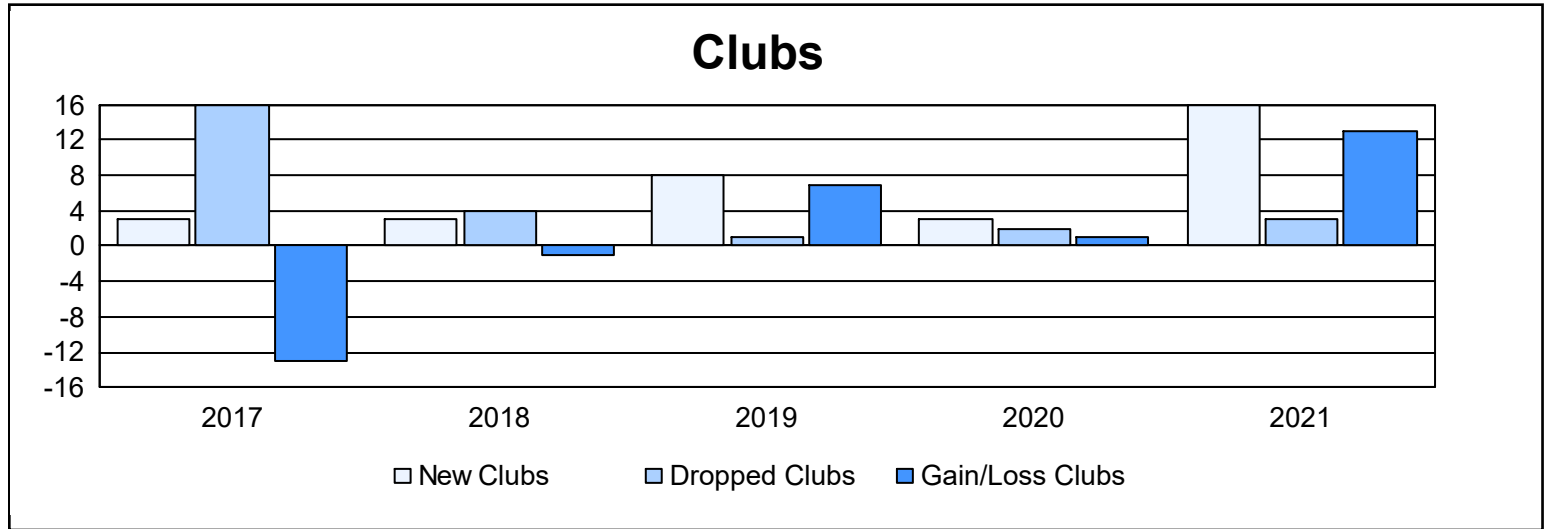
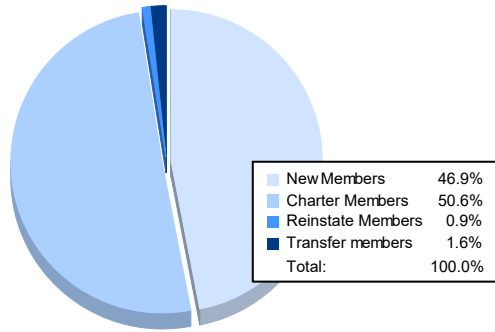


Year	New Clubs	Dropped Clubs	Gain/ Loss Clubs	New Members	Charter Members	Reinstate Members	Transfer Members	Total Member Added	Total Members Dropped	Gain/ Loss Members
2016-2017	3	16	-13	171	81	126	0	378	911	-533
2017-2018	3	4	-1	223	158	45	4	430	409	21
2018-2019	8	1	7	128	252	30	2	412	202	210
2019-2020	3	2	1	134	220	97	17	468	600	-132
2020-2021	16	3	13	419	452	8	14	893	279	614
<b>Average</b>	<b>7</b>	<b>5</b>	<b>1</b>	<b>215</b>	<b>233</b>	<b>61</b>	<b>7</b>	<b>516</b>	<b>480</b>	<b>36</b>



### Membership Composition June 2021 Cumulative



### Gender Composition June 2021 Cumulative

